



**OLSP**

**proudly  
presents**

# Signing Up



# STEP 1

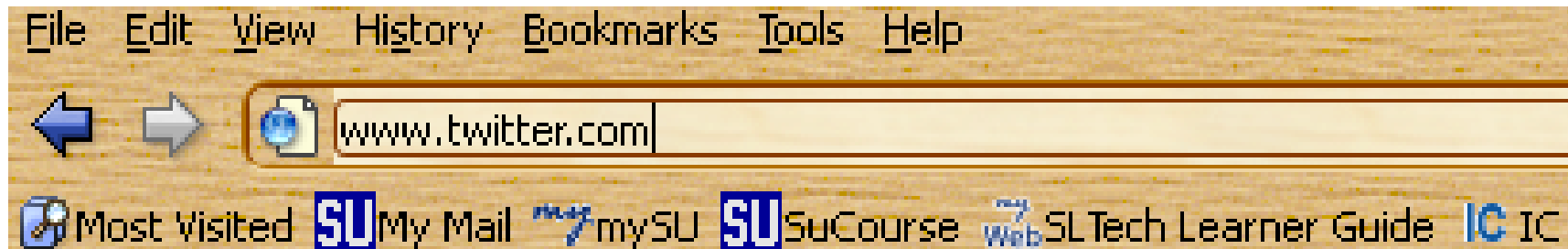
1. First open a Web Browser.  
For example: Mozilla Firefox,  
Internet Explorer, etc.



mozilla  
**Firefox**<sup>®</sup>



2. On the address bar, type:  
**www.twitter.com**



# STEP 2

You will see the Sign Up page.

New to Twitter? Join today!

Fill in the first field with your full name.

Enter your email address.

Enter a password. *Be tricky!* Make sure your password contains letters, numbers, and symbols.

# STEP 3

Select a username from one of the usernames Twitter has suggested, or create your own. Twitter will automatically suggest available usernames based on the real name and email address you've entered. Try to pick something that describes you - whether it's a nickname, an interest or a hobby.



Have an account? [Sign in](#)

**It's your turn.**  
Join Twitter.

Johnny Doey

✓ OK!

JohnD@myemail.com

✓ We will send you a confirmation.

●●●●●●●●●● ■

✓ Perfect!

Username

Choose a unique username

Suggestions: [DoeyD](#) · [doey\\_d](#) · [d\\_doey](#) · [doey\\_john](#) ·

By clicking the button, you agree to the terms below:  
These Terms of Service ("Terms") govern your access to and use of the services and Twitter's websites (the "Services"), and any information, text, graphics, or other materials

Printable versions:  
[Terms of Service](#) · [Privacy Policy](#)

**Create my account**

Let friends find you by email address?  
*Your name will always be publicly searchable.*  Yes  No

# NOTES

## **Choosing a Username: Tips**

**Your username is the name your followers use when sending @replies, direct messages, or Retweets.**

**Please note: You can [change your username](#) in your account settings at any time, as long as the new username is not in use.**

## **Tip: Entering Your Email**

**Twitter uses this to confirm your account before you can finish the signup process. Be sure to enter an email address that you actively use. Emails can only be tied to one Twitter account at a time in Twitter system.**

# STEP 4

## Finding Sources That Interest You

Twitter is more useful and fun when you're getting regular updates relevant to your interests, so try the following:

1. Select some of your interests from the top of the screen, or scroll through the interests listed below.
2. Browse the sources listed accounts you might like to follow. (A new list of suggested sources is generated every time you click an interest.)
3. Clicking the 'follow' button next to a user's name will add them to the list of users you are following. This is indicated by the number in the green square above the list.
4. After you've followed users suggested in one area of interest, select another and find more sources to follow!
5. When finished, click the blue 'Next: friends' button in the lower right hand side of your screen.


1 Interests → 2 Friends


Find users by name or topic Search

Select the topics you are interested in. Find a few people you want to hear from, then follow them.


Art & Design · Books · Business · Charity · Entertainment · Family · Fashion · Food & Drink · Funny · Government · Health · Music · News · Science · Sports · Staff Picks · Technology · Travel · Twitter


Art & Design 56 suggestions View all →

 Eye magazine @eyemagazine


 Artnet Magazine @artnetdotcom


Books 72 suggestions View all →

 Publishers Weekly @PublishersWkly

 W. W. Norton @wwnorton

Business 38 suggestions View all →

 richardbranson ✓

 Tom Conrad

Next Step: Friends »

# STEP 5

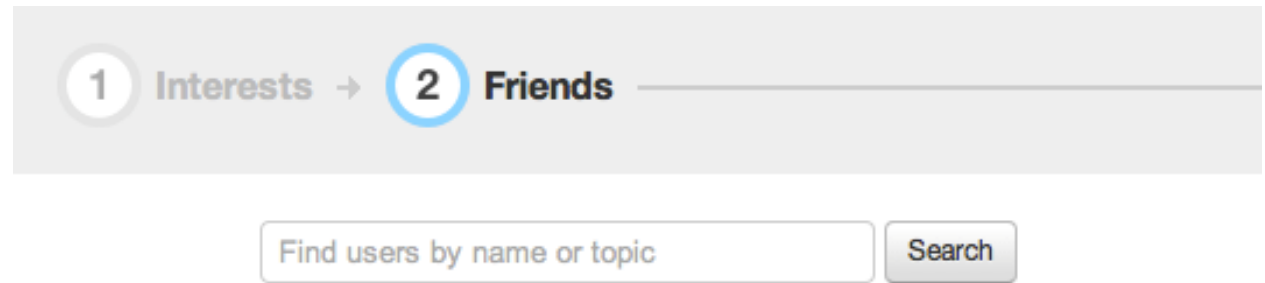
## Getting Personal: Contact Import

If you choose, Twitter can scan your email address book in order to find contacts that are also using Twitter. It's a fast and easy way to find your friends.

1. Simply type your email address and your email password into the boxes, then hit 'Find friends.' Twitter does not store your login, and we will not use your email address without your permission.

2. When you see a list of the friends and colleagues found in your address book, follow them!

- Follow all of them by selecting the blue 'Follow All' button on the right hand side of the results
- Or if you'd like to see updates only from specific people, you can choose to ask to follow your email contacts individually using the grey 'send request' button next to their information.



Search the services you use to discover which of your friends are already using Twitter. Follow any of the friends you find to add their Tweets to your timeline.



Choosing a service will open up a window for you to log in securely and authorize Twitter to see your contacts. You'll only see users who have allowed their accounts to be found by email address. **Don't worry:** we won't share your contacts with anybody or email anyone without your consent.

3. Click the 'Next: others' button at the bottom of your screen.

4. A box will pop-up with your remaining contacts who are not on Twitter. To invite them to join Twitter, check the boxes next to the contacts you wish to invite - or click "select all" at the top.

Please note: if you click 'select all' and proceed, it will invite *all* contacts in your address book



Now explore and enjoy your Twitter account.  
Don't forget to follow “#EclipsingX”.



The image shows a screenshot of a Twitter profile page. At the top, the Twitter logo is on the left, and navigation links for 'Search', 'Home', 'Profile', and 'Messages' are on the right. The profile header for '@EclipsingX' includes a profile picture (a poster for 'Eclipsing Expectations' at Sabanci University), the name 'EclipsingX', the handle '@EclipsingX', and the location 'Istanbul, Turkey'. The bio reads: 'Sabanci University School of Languages invites you to collaborate and focus on inspiring learners in our 2nd International Conference on Language Education.' Below the bio is a link: 'http://eclipsing-expectations.sabanciuniv.edu'. The interaction bar shows a green 'Following' button, a 'Message' button, and a settings gear icon. On the right side, a partial view of a tweet shows '2,04' and 'Twee'.

twitter  Search  Home Profile Messages

 **EclipsingX**  
**@EclipsingX** Istanbul, Turkey  
*Sabanci University School of Languages invites you to collaborate and focus on inspiring learners in our 2nd International Conference on Language Education.*  
<http://eclipsing-expectations.sabanciuniv.edu>

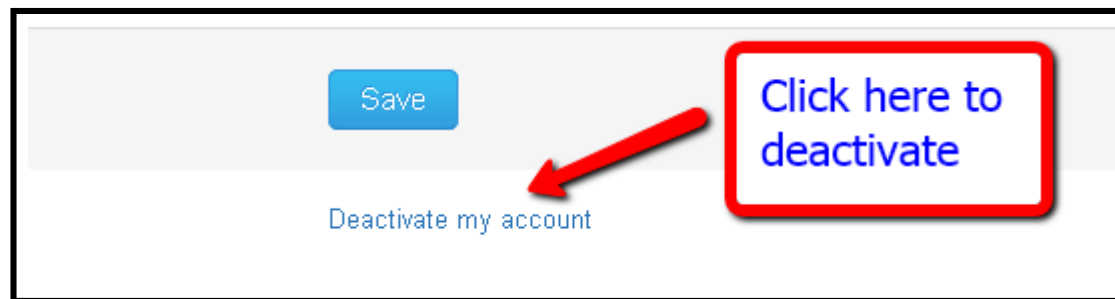
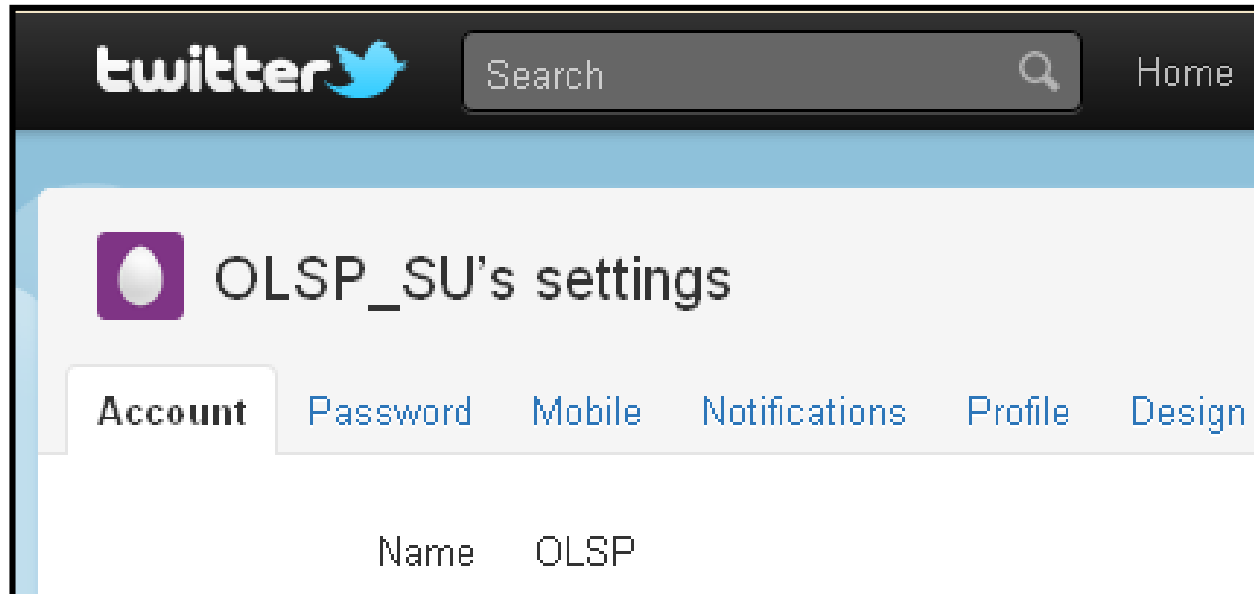
2,04  
Twee

Foll

# Deactivating



**Open Account page, find Deactivate my account at the bottom and click on deactivate my account**



# THANK YOU

